

**OFFENDERS IN NEW JERSEY CORRECTIONAL INSTITUTIONS
ON JANUARY 2, 2018, BY BASE OFFENSE**

In these tabulations, the base offense is the most serious offense at the time of admission. These figures reflect base or controlling offenses at admission only and do not include any offenses in addition to the base offense in the case of multiple sentences at admission. Additional sentences imposed following initial admission to the state correctional system are not included in these data.

- Violent offenses include homicide, sexual assault, aggravated and simple assault, robbery, kidnapping, other sex offenses and other person offenses (i.e. terroristic threats, coercion, larceny from a person, death by auto and negligent manslaughter).
- Property offenses include burglary, arson, theft, forgery, embezzlement, and receiving / possessing stolen property.
- Public policy offenses include racketeering, gambling, corruption, perjury, escape, bail jumping, juvenile and family related offenses, and conspiracy.
- Weapons offenses include weapon possession and operation.
- Drug violations include distribution, manufacture, possession, and use of drugs. Virtually all drug offenses are for sale and distribution rather than for mere possession.

OFFENDERS IN CORRECTIONAL INSTITUTIONS BY BASE OFFENSE

Base Offense	Total		Male Offenders in Other Facilities		Youth Complex		ADTC		Edna Mahan		*Halfway Houses, County Jails, Reentry, St. Francis	
	#	%	#	%	#	%	#	%	#	%	#	%
TOTAL OFFENDERS	19,453	100%	12,950	100%	2,558	100%	469	100%	599	100%	2,877	100%
Violent Offenses	11,983	62%	8,756	68%	1,569	61%	468	100%	381	64%	809	28%
Property Offenses	1,487	8%	981	8%	155	6%	0	0%	67	11%	284	10%
Public Policy	591	3%	390	3%	75	3%	0	0%	21	4%	105	4%
Weapons	2,570	13%	1,254	10%	562	22%	0	0%	27	5%	727	25%
Drugs	2,717	14%	1,558	12%	196	8%	0	0%	81	14%	882	31%
Not Coded	105	1%	11	0%	1	0%	1	0%	22	4%	70	2%

- Inmates with violent offenses comprise 68% of Male Offenders in Other Facilities, 61% of the Youth Complex, 100% of ADTC, 64% of Edna Mahan, and 28% of Halfway Houses, County Jails, Reentry, and St. Francis.
- * Halfway Houses, Reentry, County Jails, and Central Medical Unit (Saint Francis Hospital).

Prison Complex Offenders By Base Offense

Institution	Total	Violent Offenses	Homicide	Sexual Assault	Assault	Robbery	Kidnap	Other Sex	Other Person	Property	Public Policy	Weapons	Drugs	Not Coded
Bayside Main	1,036 100%	575 56%	163 16%	24 2%	116 11%	245 24%	10 1%	15 1%	2 0%	90 9%	33 3%	166 16%	172 17%	0 0%
Bayside Farm	454 100%	197 43%	48 11%	0 0%	46 10%	100 22%	2 0%	1 0%	0 0%	76 17%	19 4%	64 14%	98 22%	0 0%
Bayside Total	1,490 100%	772 52%	211 14%	24 2%	162 11%	345 23%	12 1%	16 1%	2 0%	166 11%	52 3%	230 15%	270 18%	0 0%
CRAF Jones Farm	146 100%	6 4%	0 0%	0 0%	3 2%	2 1%	0 0%	1 1%	0 0%	56 38%	12 8%	0 0%	72 49%	0 0%
CRAF Reception	480 100%	264 55%	23 5%	58 12%	38 8%	68 14%	2 0%	70 15%	5 1%	59 12%	31 6%	52 11%	71 15%	3 1%
CRAF Total	626 100%	270 43%	23 4%	58 9%	41 7%	70 11%	2 0%	71 11%	5 1%	115 18%	43 7%	52 8%	143 23%	3 0%
East Jersey Main	1,174 100%	1,100 94%	697 59%	91 8%	40 3%	218 19%	46 4%	6 1%	2 0%	12 1%	9 1%	17 1%	36 3%	0 0%
East Jersey Camp	45 100%	23 51%	1 2%	0 0%	4 9%	18 40%	0 0%	0 0%	0 0%	8 18%	4 9%	4 9%	6 13%	0 0%
East Jersey Total	1,219 100%	1,123 92%	698 57%	91 7%	44 4%	236 19%	46 4%	6 0%	2 0%	20 2%	13 1%	21 2%	42 3%	0 0%

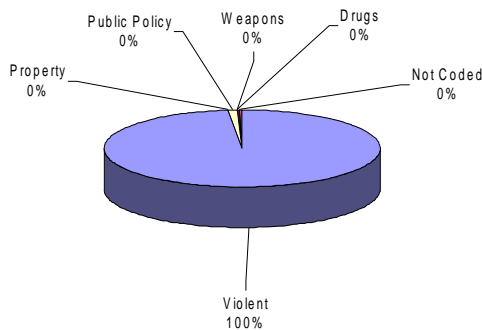
Prison Complex Offenders By Base Offense

Institution	Total	Violent Offenses	Homicide	Sexual Assault	Assault	Robbery	Kidnap	Other Sex	Other Person	Property	Public Policy	Weapons	Drugs	Not Coded
Midstate	676 100%	346 51%	66 10%	21 3%	76 11%	163 24%	4 1%	14 2%	2 0%	73 11%	20 3%	103 15%	134 20%	0 0%
NJ State Prison	1,494 100%	1,368 92%	966 65%	80 5%	49 3%	216 14%	43 3%	9 1%	5 0%	34 2%	18 1%	25 2%	45 3%	4 0%
Northern Main	1,971 100%	1,432 73%	531 27%	108 5%	178 9%	533 27%	37 2%	40 2%	5 0%	117 6%	42 2%	174 9%	206 10%	0 0%
Northern Ad. Seg. Male	443 100%	252 57%	62 14%	16 4%	43 10%	113 26%	4 1%	12 3%	2 0%	53 12%	23 5%	68 15%	47 11%	0 0%
Northern Total	2,414 100%	1,684 70%	593 25%	124 5%	221 9%	646 27%	41 2%	52 2%	7 0%	170 7%	65 3%	242 10%	253 10%	0 0%
Southern	1,693 100%	762 45%	87 5%	129 8%	159 9%	235 14%	8 0%	139 8%	5 0%	223 13%	69 4%	268 16%	371 22%	0 0%
South Woods	3,338 100%	2,431 73%	728 22%	399 12%	340 10%	724 22%	62 2%	165 5%	13 0%	180 5%	110 3%	313 9%	300 9%	4 0%
Subtotal Male Offenders in Other Facilities	12,950 100%	8,756 68%	3,372 26%	926 7%	1,092 8%	2,635 20%	218 2%	472 4%	41 0%	981 8%	390 3%	1,254 10%	1,558 12%	11 0%

Prison Complex Offenders By Base Offense

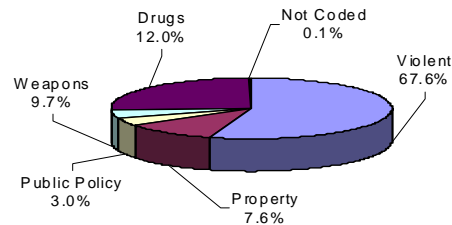
Institution	Total	Violent Offenses	Homicide	Sexual Assault	Assault	Robbery	Kidnap	Other Sex	Other Person	Property	Public Policy	Weapons	Drugs	Not Coded
ADTC	469	468	2	400	0	4	10	49	3	0	0	0	0	1
	100%	100%	0%	85%	0%	1%	2%	10%	1%	0%	0%	0%	0%	0%
Subtotal	13,419	9,224	3,374	1,326	1,092	2,639	228	521	44	981	390	1254	1,558	12
	100%	69%	25%	10%	8%	20%	2%	4%	0%	7%	3%	9%	12%	0%
Mahan - Female Prison	599	381	177	12	64	96	11	17	4	67	21	27	81	22
	100%	64%	30%	2%	11%	16%	2%	3%	1%	11%	4%	5%	14%	4%
Total Prison Complex	14,018	9,605	3,551	1,338	1,156	2,735	239	538	48	1,048	411	1281	1,639	34
	100%	69%	25%	10%	8%	20%	2%	4%	0%	7%	3%	9%	12%	0%

ADTC



Virtually all offenders at ADTC were committed for violent offenses.

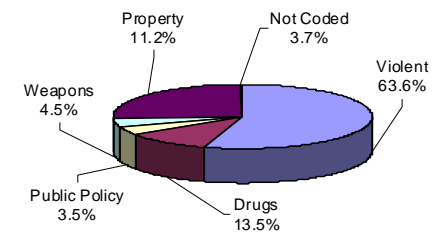
MALE OFFENDERS IN OTHER FACILITIES



Sixty-seven percent (67.6%) of Male Offenders in Other Facilities were convicted of a violent offense.

Twelve percent (12.0%) of all Male Offenders in Other Facilities were convicted of drug offenses.

FEMALE OFFENDERS



Violent offenses were the most frequent commitment-offenses at Edna Mahan (63.6%).

Thirteen percent (13.5%) of female inmates were committed for drug offenses.

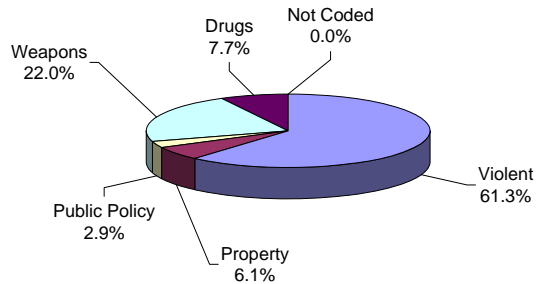
Youth Complex Offenders By Base Offense

Institution	Total	Violent Offenses	Homicide	Sexual Assault	Assault	Robbery	Kidnap	Other Sex	Other Person	Property	Public Policy	Weapons	Drugs	Not Coded
Garden State	1,254	823	139	53	181	421	3	22	4	54	30	268	79	0
	100%	66%	11%	4%	14%	34%	0%	2%	0%	4%	2%	21%	6%	0%
Mountainview	649	318	22	14	84	174	1	21	2	54	27	171	78	1
	100%	49%	3%	2%	13%	27%	0%	3%	0%	8%	4%	26%	12%	0%
Wagner Main	302	211	30	13	30	124	6	8	0	14	9	57	11	0
	100%	70%	10%	4%	10%	41%	2%	3%	0%	5%	3%	19%	4%	0%
Wagner Ad. Seg.	255	160	34	11	28	81	2	2	2	19	6	50	20	0
	100%	63%	13%	4%	11%	32%	1%	1%	1%	7%	2%	20%	8%	0%
Wagner Minimum Units	98	57	10	0	12	34	1	0	0	14	3	16	8	0
	100%	58%	10%	0%	12%	35%	1%	0%	0%	14%	3%	16%	8%	0%
Wagner Total	655	428	74	24	70	239	9	10	2	47	18	123	39	0
	100%	65%	11%	4%	11%	36%	1%	2%	0%	7%	3%	19%	6%	0%
Total Youth Complex	2,558	1,569	235	91	335	834	13	53	8	155	75	562	196	1
	100%	61%	9%	4%	13%	33%	1%	2%	0%	6%	3%	22%	8%	0%

Offenders In Halfway Houses, County Jails, Reentry, and St. Francis By Base Offense

Institution	Total	Violent Offenses	Homicide	Sexual Assault	Assault	Robbery	Kidnap	Other Sex	Other Person	Property	Public Policy	Weapons	Drugs	Not Coded
Central Medical Unit	6	5	2	0	0	2	0	1	0	0	0	1	0	0
	100%	83%	33%	0%	0%	33%	0%	17%	0%	0%	0%	17%	0%	0%
County Jail	86	13	1	0	4	4	0	4	0	2	1	1	3	66
	100%	15%	1%	0%	5%	5%	0%	5%	0%	2%	1%	1%	3%	77%
Reentry	126	79	13	0	23	42	1	0	0	7	1	30	9	0
	100%	63%	10%	0%	18%	33%	1%	0%	0%	6%	1%	24%	7%	0%
Halfway House	2,659	712	105	0	183	400	2	15	7	275	103	695	870	4
	100%	27%	4%	0%	7%	15%	0%	1%	0%	10%	4%	26%	33%	0%
Total Halfway Houses, County Jails, Reentry, St. Francis	2,877	809	121	0	210	448	3	20	7	284	105	727	882	70
	100%	28%	4%	0%	7%	16%	0%	1%	0%	10%	4%	25%	31%	2%

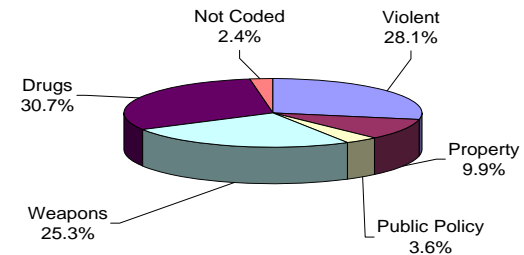
YOUTH COMPLEX



Sixty-one percent (61.3%) of offenders housed in the youth complex were incarcerated for violent offenses.

Seven percent (7.7%) of offenders housed in the youth complex were incarcerated for drug offenses and 6.9% for property offenses.

HALFWAY HOUSES, COUNTY JAILS, REENTRY, ST. FRANCIS



Offenders housed in county jails, halfway houses, Reentry, and St. Francis are less serious offenders than the Male Offenders in Other Facilities (i.e. 28.1% violent offenders vs. 67.6% Male Offenders in Other Facilities with violent offenses).

Thirty percent (30.7%) of offenders housed in Halfway Houses, County Jails, Reentry, and St. Francis were committed for drug offenses.